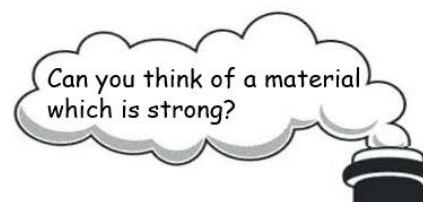
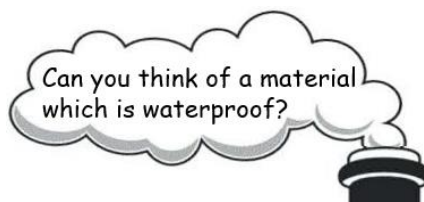
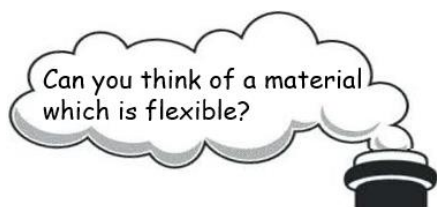




Slate is a type of rock and it is usually a grey colour. It is a very strong, waterproof material. It is very rigid and lasts for a long time.



Over 100 years ago people used smooth, flat pieces of slate called tiles on their roofs.

Challenge 1: Can you spot any slate roofs as you walk around your local area?

Slate at Talylyn

Many slate tiles came from **quarries** in North Wales. Slate quarries are large holes in the ground. They are usually in the mountains. The slate was taken out of the ground and put into **slate wagons**. Special narrow-gauge railways were built to move slate wagons from the quarries to the mainline railway. The Talylyn Railway is a narrow-gauge railway that took slate from the Bryn Eglwys Quarry to Tywyn Wharf.

Challenge 2:

Can you match the picture to the correct word? One has been done for you.

slate

slate wagon

quarry

slate roof



Here is a Talylyn Railway slate wagon. It is made from wood and metal. It has 4 wheels.

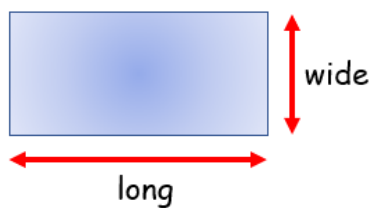


Challenge 3: Can you draw some wagons of your own and fill them with slate?



Big and Small Slate

Slate was cut into many different sizes. They were cut before they were moved down the railway. Nearly all of them were rectangles.



The biggest slate was called an **Empress**.

It was 66cm *long* and 40cm *wide*.

The smallest slate was called **Singles**.

It was 25cm *long* and 13cm *wide*.

Challenge 4: Get a tape measure.

Can you measure out an **Empress** rectangle 66cm long and 40cm wide?

Can you measure out a **Singles** rectangle 25cm long and 13cm wide?

Challenge 5: Can you find something in your house that is similar in size to an **Empress**? Can you find something that is similar to a **Singles**?